

IMPORTANT SAFETY INSTRUCTIONS

When using electrical appliances, especially when children are present, basic safety precautions should always be followed, including:

KEEP OUT OF REACH OF CHILDREN!
READ ALL INSTRUCTIONS BEFORE USING.
KEEP AWAY FROM WATER!

DANGER — As with most electrical appliances, parts are electrically live even when the switch is off. To reduce the risk of death by electric shock:


- Always unplug immediately after using.
- Always turn off the appliance when not in use.
- Do not use while bathing or in the shower.



- Do not place or store appliance where it can fall or be pulled into a tub or sink.
- Do not place in or drop into water or other liquids.
- If the appliance falls into water, unplug it immediately. Do not reach into the water.

WARNING:
IF YOU THINK THE POWER IS OFF WHEN THE SWITCH IS OFF, YOU'RE WRONG.

KEEP AWAY FROM WATER



Everyone knows that electricity and water are a dangerous combination, but did you know that an electrical appliance is still electrically live even if the switch is off? If the plug is in, the power is on. So when you are not using your appliances, keep them unplugged.

ALWAYS UNPLUG SMALL APPLIANCES.

WARNING — To reduce the risk of burns, electrocution, fire, or injury to persons:

- The appliance should never be left unattended when plugged in.
- Do not pull, twist, or wrap cord around the appliance.
- This appliance should not be used by, on, or near children or individuals with certain disabilities.
- Use the appliance only for its intended use as described in this guide.
- Do not use attachments not recommended by the manufacturer.
- Never operate this appliance if it has a damaged cord or plug, if it is not working properly, or if it has been dropped, damaged or has fallen into water. Return the appliance to a service center for examination and repair.
- Keep the cord away from heated surfaces. Do not wrap the cord around the appliance.
- Never block the air openings of the appliance or place it on a soft surface, such as a bed or couch, where the air openings may be blocked. Keep the air openings free of lint, hair, and the like.
- Never use while sleeping.
- Never drop or insert any object into any opening or hole in the appliance.

HASSLE-FREE 3-YEAR WARRANTY

This warranty is available only to consumers who purchase products directly from BaBylissPRO or an authorized BaBylissPRO reseller. Except as otherwise required under applicable law, this warranty is not available to retailers or other commercial purchasers or owners or consumers who purchase from unauthorized BaBylissPRO resellers.

BaBylissPRO will repair or replace (at our option) your unit free of charge for 36 months from the date of purchase if the appliance is defective in workmanship or materials and was purchased directly from BaBylissPRO or an Authorized BaBylissPRO Reseller.

Your ultimate satisfaction in BaBylissPRO products is our goal so if your item should fail within the generous warranty period, we will repair it and or if necessary, replace it at no cost to you. To obtain a return shipping label email us at <https://babylisspro.com/warranty-page>. Or call our toll free customer service department at 800-326-6247 to speak with a representative.

In the absence of a purchase receipt, the warranty period shall be 36 months from the date of manufacture. **ANY IMPLIED WARRANTIES, OBLIGATIONS, OR LIABILITIES, INCLUDING BUT NOT LIMITED TO THE IMPLIED WARRANTY OF MERCHANTABILITY AND FITNESS FOR A**

©2022 Distributed by BaBylissPRO, Stamford, CT 06902

218A079357

IB-17330B

or instruction concerning use of the appliance by a person responsible for their safety.

- Children should be supervised to ensure that they do not play with the appliance.
- Before plugging in, read the information about dual voltage contained in the DUAL VOLTAGE section of this manual.

SAVE THESE INSTRUCTIONS

OPERATING INSTRUCTIONS

This appliance is intended for professional or household use. Use on Alternating Current (50–60Hz) only. Standard appliances are designed to operate at 120–240V AC.

This appliance has a polarized plug (one blade is wider than the other). As a safety feature, this plug will fit into a polarized outlet only one way. If the plug does not fit fully into the outlet, reverse the plug. If it still does not fit, contact a qualified electrician. Do not attempt to defeat this safety feature.

IMPORTANT NOTICE

This styling appliance has a special protective application and the brush will be extremely hot when the temperature regulator dial is set at its highest setting. Extra care should be taken when using. This product may emit smoke during initial use. The smoke is not harmful and will quickly disappear. It is only the protective application on the heating element being burned off.

DUAL VOLTAGE
This paddle brush has dual voltage. It will automatically adjust to the proper voltage. Use an adapter plug (not included) with correct configuration, prior to use in outlet.

STYLING TIPS
Your best looks begin with a good haircut that's well maintained. Always treat hair right with superior quality shampoos, conditioners and finishing products.

STYLING BASICS

1. Plug the appliance into a standard electrical outlet. Press and hold the wheel for 0.5 second to power on. To power off, press and hold the wheel for 1.5 seconds. The unit will be locked automatically if no operation on wheel for 3 seconds. And the digital display will show LOC. To unlock/activate the wheel, press and hold it for 0.5 second.
2. Set the temperature to the appropriate level for your hair type. Use the chart below as a reference, and keep in mind the paddle brush will heat up very quickly.

| TEMPERATURE SETTINGS | HAIR TYPE |
|----------------------|-------------------------|
| 265°F – 320°F | Fragile, very fine hair |
| 321°F – 355°F | Normal textured hair |
| 356°F – 400°F | Coarse, very thick hair |

3. Section and comb hair evenly. Place the paddle brush at the point you want to smooth or straighten hair. Then spread hair evenly among the bristles across the paddle. Note that the paddle brush allows hair to retain body while styling, unlike a straightener's pin-straight results.
4. To straighten or add body, place paddle brush underneath hair, then glide down to provide the perfect tension and grip.
5. To smooth hair and eliminate frizz, place paddle brush on top of hair, then glide down. You can also bend or flip hair ends to create a curve.
6. Experiment with the brush – you'll soon be comfortable creating a variety of styles!

TRUE IONIC TECHNOLOGY

Many aspects of modern living, including air conditioning, contact with man-made fibers, and air pollution, contribute to a buildup of static electricity in the hair. Even brushing and towel-drying the hair can increase these levels, causing the surface of the cuticle to become rough.

Consequently, hair may have a dull appearance. Also, high levels of static charge cause hair to become flyaway and difficult to style. The ion generator produces a stream of negative ions that act to neutralize the static charge, smoothing the cuticle for shiny, smooth and manageable hair, so you can achieve your desired style easily.

un technicien autorisé uniquement.

- Utiliser dans un endroit sec UNIQUEMENT.
- Laisser refroidir l'appareil complètement avant de le ranger où que ce soit.
- Ne pas utiliser l'appareil près d'une baignoire, d'un bac de douche, de toilettes ou autre réceptacle pouvant contenir de l'eau.
- En cas de dommage, le cordon électrique ne doit être remplacé que par le fabricant, un technicien autorisé ou un électricien professionnel.
- Cet appareil ne devrait pas être utilisé par des enfants ou des personnes atteintes de certains handicaps physiques, mentaux ou sensoriels, ou qui ne disposent pas des connaissances ou de l'expérience nécessaires, à moins qu'une personne responsable de leur sécurité leur en ait expliqué le fonctionnement ou les encadre.
- Veiller à ce que les enfants ne jouent pas avec l'appareil.
- Avant de brancher l'appareil, lire les instructions ayant trait au double voltage dans la section "BITENSION".

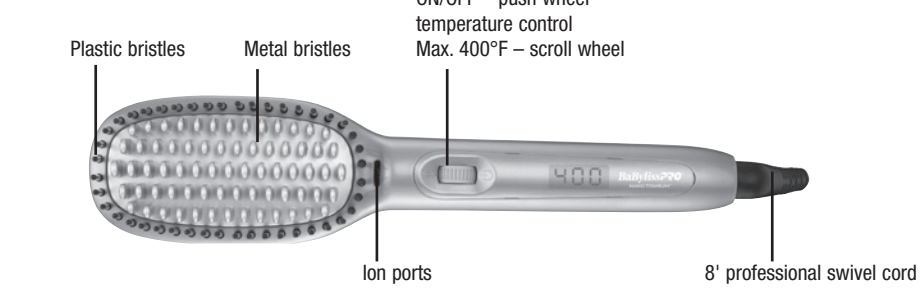
CONSERVER CES INSTRUCTIONS

NANO TITANIUM™ TECHNOLOGY

Nano titanium is an exceptional conductor of heat and is stable in ultra-high temperatures. This technology uses micro particles of titanium that provide the ultimate heat performance for beautiful, healthy-looking hair.

GET TO KNOW YOUR IONIC THERMAL PADDLE BRUSH

Model BNTPB1UC



The combination of metal and plastic bristles speeds up styling, spreads hair evenly across the paddle, distributes consistent heat and adds shine all at once.

WARNING! AUTOMATIC LOCKING SYSTEM

This appliance has an automatic locking system to avoid any risk of changing the selected settings by accident. Turn on the appliance, select the desired temperature. The selected settings will automatically lock after 5 seconds. To unlock, press and hold the wheel for 2 seconds. Your appliance is now unlocked. You can select the settings you require.

NOTICE

THIS PRODUCT IS EQUIPPED WITH INSTANT HEAT CIRCUITRY. STATE-OF-THE-ART TECHNOLOGY ALLOWS THE HEATER TO REACH THE OPERATING TEMPERATURE IN LESS THAN ONE MINUTE. DO NOT LEAVE PRODUCT ON OR PLUGGED IN WHILE NOT IN USE. UNIT WILL BURN OUT IF POWER IS KEPT ON FOR AN EXTENDED PERIOD OF TIME. WARRANTY WILL BE VOIDED. TURN UNIT OFF AND UNPLUG WHEN NOT IN USE.

DIRECTIVES D'UTILISATION

Cet appareil est à usage professionnel ou domestique. Le brancher sur courant alternatif (50–60 Hz) uniquement. Les appareils standards sont conçus pour fonctionner sur une tension de 120–240 V AC.

Cet appareil est doté d'une fiche polarisée (une broche est plus large que l'autre). Par mesure de sécurité, cette fiche s'insérera dans la prise de courant d'une seule façon. Si la fiche ne s'insère pas bien, la retourner. Si elle ne s'insère toujours pas, contacter un électricien qualifié. Ne pas essayer de modifier cette mesure de sécurité.

BITENSION

Cet appareil est bitension. Il s'adaptera automatiquement à la tension secteur. Remarque : Il se peut qu'il faille utiliser un adaptateur de voyage (non inclus) pour utiliser l'appareil en dehors des États-Unis et du Canada.

CONSEILS

Un style soigné commence par une bonne coupe de cheveux, bien entretenue. Prenez soin de vos cheveux, en utilisant des shampooings, des produits de soin et des produits de finition de qualité supérieure.

USER MAINTENANCE

Your iron is virtually maintenance free. No lubrication is needed. Keep all vents and openings clear of dirt and dust. If cleaning becomes necessary, disconnect the unit from the power source, let it cool and wipe exterior with a cloth. If any abnormal condition occurs, unplug the unit, allow it to cool, and return it for repair to an authorized service representative only. No repairs should be attempted by the consumer.

CAUTION

NEVER allow the power supply cord to be pulled or twisted. Never wrap the cord around the unit. Damage will occur at the high flex point of entry into the unit, causing it to rupture and short. Inspect the cord frequently for damage. Stop use immediately if damage is visible or if unit stops or operates intermittently.

STORAGE

When not in use, your appliance is easy to store. Allow unit to cool, then simply put back in the box, and store out of reach of children in a safe, dry location. Do not jerk or strain cord at plug connections.

FEDERAL COMMUNICATIONS COMMISSION NOTICE

WARNING: Changes or modifications to this unit not expressly approved by the party responsible for compliance could void the user's authority to operate the equipment.

This device complies with Part 15 of the FCC Rules. Operation is subject to the following two conditions: (1) This device may not cause harmful interference, and (2) This device must accept any interference received, including interference that may cause undesired operation.

NOTE: This equipment has been tested and found to comply with the limits for a Class B digital device, pursuant to Part 15 of the FCC Rules. These limits are designed to provide reasonable protection against harmful interference in a residential installation. This equipment generates, uses and can radiate radio frequency energy and, if not installed and used in accordance with the instructions, may cause harmful interference to radio communications. However, there is no guarantee that interference will not occur in a particular installation. If this equipment does cause harmful interference to radio or television reception, which can be determined by turning the equipment off and on, the user is encouraged to try to

correct the interference by one or more of the following measures:

- Reorient or relocate the receiving antenna.
- Increase the separation between the equipment and receiver.
- Connect the equipment into an outlet on a circuit different from that to which the receiver is connected.
- Consult the dealer or an experienced radio/TV technician for help.

SUPPLIER'S DECLARATION OF CONFORMITY

Brand: BaBylissPRO®

Model No.: BNTPB1UC

Description: Thermal Paddle Brush

Responsible Party: Conair LLC

1 Cummings Point Road

Stamford, CT 06902

(203) 351-9000

Standards: FCC Part 15 Subpart B, ANSI C63.4-2014

This device complies with Part 15 of the FCC Rules. Operation is subject to the following two conditions:

- (1) This device may not cause harmful interference, and (2) This device must accept any interference received, including interference that may cause undesirable operation.

DATE OF ISSUE: 05/14/2021

TECHNOLOGIE IONIQUE VÉRITABLE

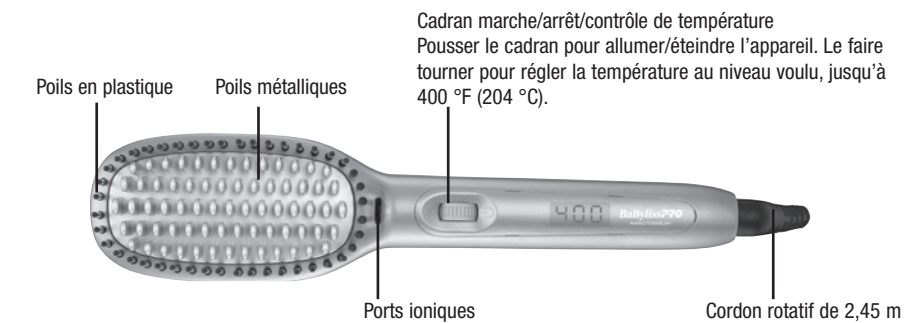
De nombreux facteurs comme la climatisation, le contact avec des fibres synthétiques et la pollution de l'air contribuent à une accumulation de statique dans les cheveux. Même brosser et essorer les cheveux à la serviette peut contribuer à augmenter la statique, rendant la surface de la cuticule rugueuse et donnant aux cheveux un aspect terne. Un niveau élevé de statique peut également causer des frisottis et rendre les cheveux difficiles à coiffer. Le générateur d'ions génère des millions d'ions négatifs qui neutralisent l'électricité statique, lissant la cuticule et rendant les cheveux plus brillants, soyeux et dociles.

TECHNOLOGIE DE NANO-TITANE

Le nano-titane est un excellent conducteur qui reste stable à des températures extrêmes. Cette technologie utilise des microparticules de titane, pour une performance thermique supérieure et des cheveux éclatants de santé.

FAMILIARISEZ-VOUS AVEC VOTRE BROSSE LISSANTE IONIQUE

Modèle BNTPB1UC



La combinaison de poils métalliques et de poils en plastique permet un coiffage plus rapide, distribue les cheveux uniformément sur la surface de la brosse, assure une répartition uniforme de la chaleur et donne de la brillance.

